



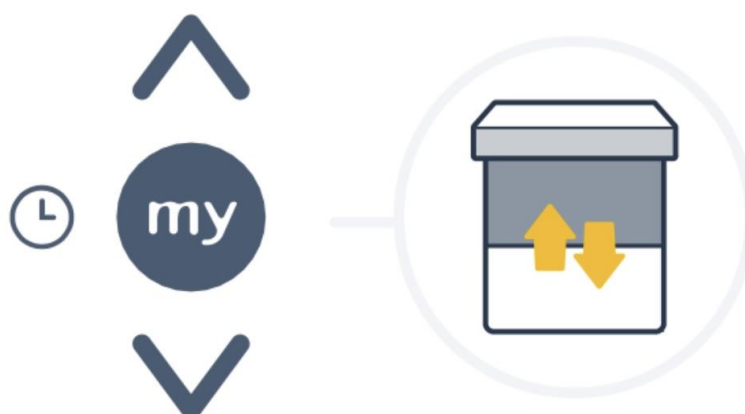
Adjust motor speed

The motors have the option to change the speed, a slower speed will be quieter, the faster speed will be slightly noisier.

1. Position the blind at a mid-position – not at the top, bottom, or My limit – using the up or down button and pressing 'My' to stop the blind between limits.

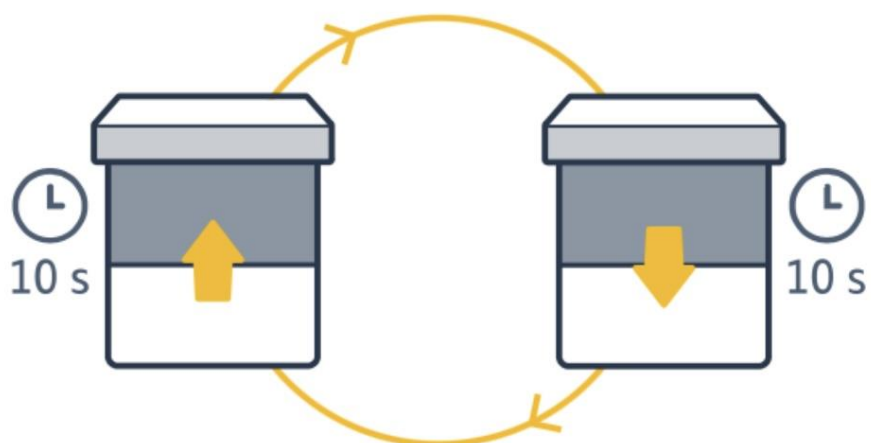


2. Press and hold the Up, My and Down button ALL TOGETHER until the motor moves the blind up and down.

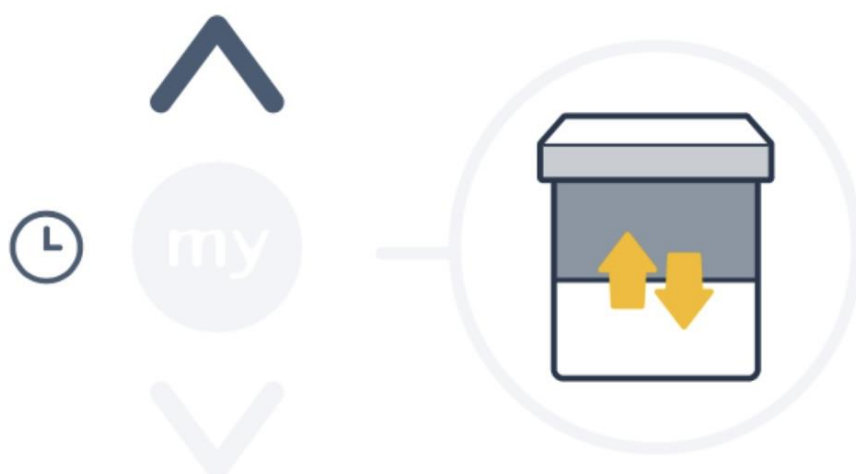




- The blind will now move up and down in 10 second cycles

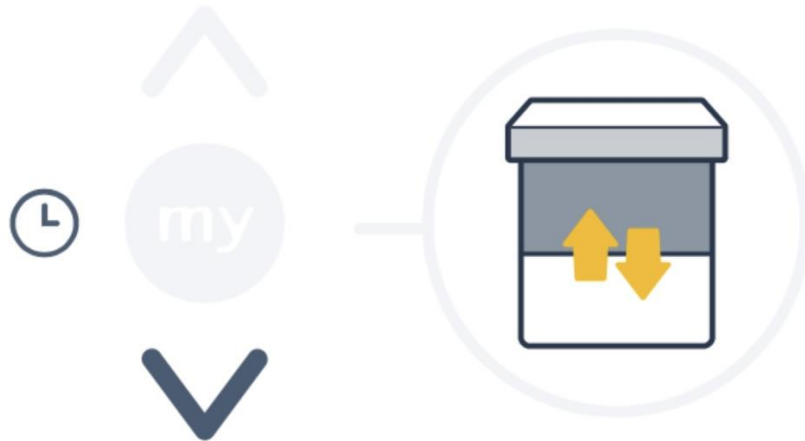


- During these cycles you can increase the motor speed by pressing and holding Up until the motor jogs up and down.





5. You decrease the motor speed by pressing and holding Down until the motor jogs up and down.



6. Maximum or Minimum speed is reached when the motor briefly moves 3 times in one direction and 3 times in the other direction.
7. You can continue to amend the speed by pressing the opposite direction to increase or decrease the speed away from the limit reached.
8. When you reach the desired speed, press and hold the 'My' button until the motor moves up and down. Your new speed is now set.

